

NS- 205R Unmanaged 5- Port Industrial Ethernet Switch



NS- 205R ,5- Port Industrial 10/100 Mbps Ethernet Switch (Robust Version, DIN- Rail mount). Compatible with Sixnet, Stride, Hirschmann, and other industrial Ethernet Switches. Extended Power requirements from +10 ~ 36V DC.

Manufactured with MIL- SPEC conformal coating.

Conformal coating will allow operating temperature range to be increased to - 40°C~85°C.

Features

- Automatic MDI/MDI- X crossover for plug- and- play
- Full duplex IEEE 802.3x and half duplex backpressure flow control
- Store- and- forward
- Supports 4 kV Ethernet ESD protection
- 1.4Gbps high performance memory bandwidth.
- Integrated look- up engine with dedicated 1024 unicast MAC addresses.
- Supports +10 ~ 36V DC voltage
- Supports operating temperatures from - 40°C ~ +75°C
- DIN rail mount for industrial usage
- 1.4Gbps high performance memory bandwidth.

Specifications & Additional Information

- Compatibility:IEEE 802.3, IEEE802.3u, IEEE802.3x
- Interface: 10/100 Base- T(X)
- Port: 10/100 Mbps x 5 (Shielded RJ- 45 Jack)
- Provides LEDs for network and power monitoring
- Environment:
 - Operating temperature: - 40°C ~ +75°C
 - Storage Temperature: - 40 ~ +85°C
 - Relative Humidity: 10 ~ 90% HR, non- condensing
- Dimensions: 33 mm x 78 mm x 107 mm (W x L x H)
- Power requirements: +10 ~ 36V DC (Removable Terminal Block)
- Power consumption: 0.1A@24VDC, ± 5% arrowed with 10M Full duplex.
 - 0.09A@24VDC, ± 5% arrowed with 100M Full duplex.

Bestellbezeichnung

Nr. 121658 NS-205R-CR
5-Port ind. Ethernet Switch (bahntaugl.)

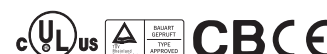
75W Single Output Industrial DIN Rail Power Supply

DR-75 series



Features :

- Universal AC input/Full range
- Protections: Short circuit/Over load/Over voltage/Over temperature
- Cooling by free air convection
- Can be installed on DIN rail TS-35/7.5 or 15
- UL 508(industrial control equipment)approved
- LED indicator for power on
- 100% full load burn-in test
- Fix switching frequency at 50KHz



SPECIFICATION

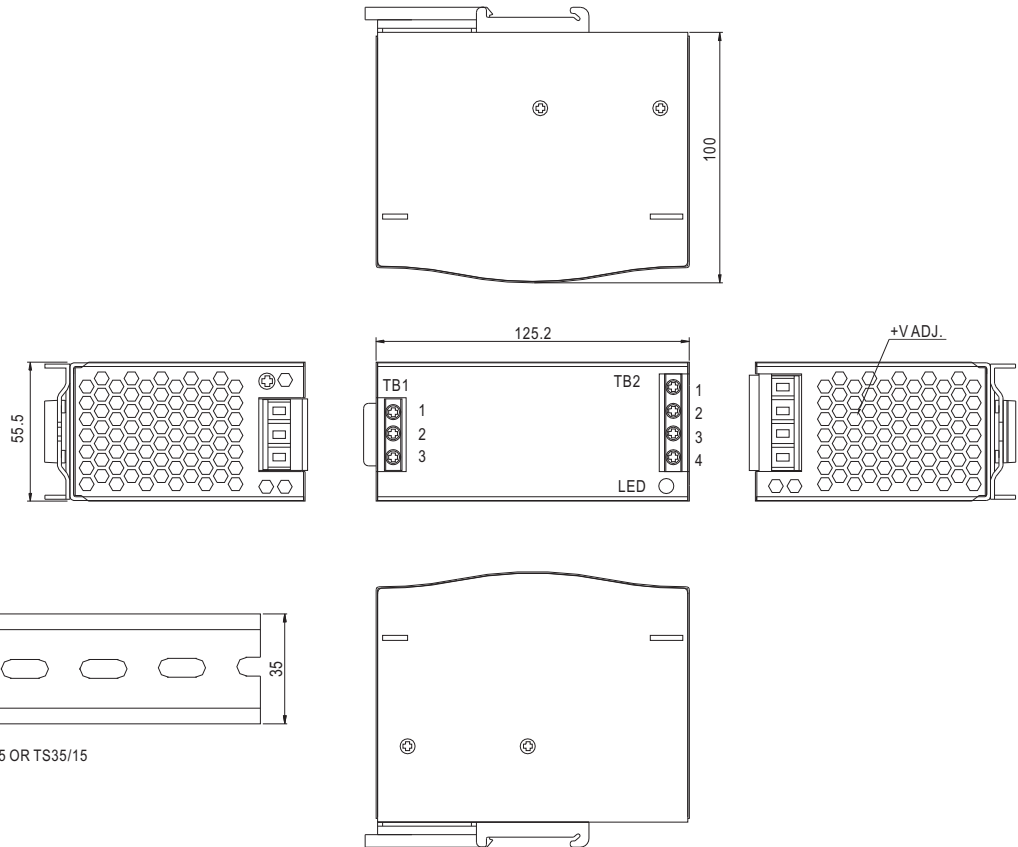
MODEL		DR-75-12	DR-75-24	DR-75-48
OUTPUT	DC VOLTAGE	12V	24V	48V
	RATED CURRENT	6.3A	3.2A	1.6A
	CURRENT RANGE	0 ~ 6.3A	0 ~ 3.2A	0 ~ 1.6A
	RATED POWER	76W	76.8W	76.8W
	RIPPLE & NOISE (max.) Note.2	100mVp-p	150mVp-p	240mVp-p
	VOLTAGE ADJ. RANGE	12 ~ 14V	24 ~ 28V	48 ~ 53V
	VOLTAGE TOLERANCE Note.3	±2.0%	±1.0%	±1.0%
	LINE REGULATION	±0.5%	±0.5%	±0.5%
	LOAD REGULATION	±1.0%	±1.0%	±1.0%
	SETUP, RISE TIME	1000ms, 60ms/230VAC 1800ms, 60ms/115VAC at full load		
HOLD TIME (Typ.)	60ms/230VAC 12ms/115VAC at full load			
INPUT	VOLTAGE RANGE	85 ~ 264VAC 120 ~ 370VDC		
	FREQUENCY RANGE	47 ~ 63Hz		
	EFFICIENCY (Typ.)	76%	80%	81%
	AC CURRENT (Typ.)	1.6A/115V 0.96A/230V		
	INRUSH CURRENT (Typ.)	COLD START 20A/115VAC 40A/230VAC		
LEAKAGE CURRENT	<1mA / 240VAC			
PROTECTION	OVER LOAD	105 ~ 150% rated output power Protection type : Constant current limiting, recovers automatically after fault condition is removed		
	OVER VOLTAGE	15 ~ 16.5V	29 ~ 34V	58 ~ 65V
	OVER TEMPERATURE	85°C ±5°C (TSW1) Detect on heat sink of power transistor Protection type : Shut down o/p voltage, recovers automatically after temperature goes down		
ENVIRONMENT	WORKING TEMP.	-10 ~ +60°C (Refer to output load derating curve)		
	WORKING HUMIDITY	20 ~ 90% RH non-condensing		
	STORAGE TEMP., HUMIDITY	-20 ~ +85°C, 10 ~ 95% RH		
	TEMP. COEFFICIENT	±0.03%/°C (0 ~ 50°C)		
	VIBRATION	10 ~ 500Hz, 2G 10min./1cycle, period for 60min. each along X, Y, Z axes		
SAFETY & EMC (Note 4)	SAFETY STANDARDS	UL508, TUV EN60950-1 Approved		
	WITHSTAND VOLTAGE	I/P-O/P:3KVAC I/P-FG:1.5KVAC O/P-FG:0.5KVAC		
	ISOLATION RESISTANCE	I/P-O/P, I/P-FG, O/P-FG:100M Ohms/500VDC		
	EMI CONDUCTION & RADIATION	Compliance to EN55011, EN55022 (CISPR22) Class B		
	HARMONIC CURRENT	Compliance to EN61000-3-2, -3		
OTHERS	MTBF	123.1K hrs min. MIL-HDBK-217F (25°C)		
	DIMENSION	55.5*125.2*100mm (W*H*D)		
NOTE	PACKING	0.6Kg; 20pcs/13Kg/1.1CUFT		
	NOTE	<p>1. All parameters NOT specially mentioned are measured at 230VAC input, rated load and 25°C of ambient temperature.</p> <p>2. Ripple & noise are measured at 20MHz of bandwidth by using a 12" twisted pair-wire terminated with a 0.1uf & 47uf parallel capacitor.</p> <p>3. Tolerance : includes set up tolerance, line regulation and load regulation.</p> <p>4. The power supply is considered a component which will be installed into a final equipment. The final equipment must be re-confirmed that it still meets EMC directives.</p>		

75W Single Output Industrial DIN Rail Power Supply

DR-75 series

Mechanical Specification

Case No. 923 Unit:mm



ADMISSIBLE DIN-RAIL: TS35/7.5 OR TS35/15

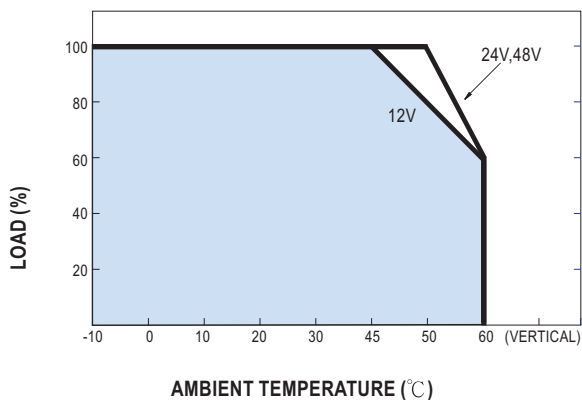
Terminal Pin. No Assignment (TB1)

Pin No.	Assignment
1	FG ⊕
2	AC/N(DC+)
3	AC/L(DC-)

Terminal Pin. No Assignment (TB2)

Pin No.	Assignment
1,2	DC OUTPUT +V
3,4	DC OUTPUT -V

Output Derating



Output Derating Vs Input Voltage

